

KEDIA ADVISORY



DAILY BULLION REPORT

14 Oct 2024

- BULLDEX
- GOLD
- SILVER



Kedia Stocks & Commodities Research Pvt. Ltd.

Research Advisory | White Labelling | Digital Marketing



BULDEX SNAPSHOT

Commodity	Expiry	Open	High	Low	Close	% Change
MCXBULLDEX	25-Oct-24	18843.00	18961.00	18816.00	18931.00	1.07
MCXBULLDEX	26-Nov-24	18939.00	18939.00	18926.00	18933.00	0.27

BULLION SNAPSHOT

Commodity	Expiry	Open	High	Low	Close	% Change
GOLD	5-Dec-24	75660.00	76350.00	75660.00	76307.00	1.34
GOLD	5-Feb-25	76182.00	76835.00	76182.00	76775.00	1.31
GOLDMINI	31-Oct-24	75177.00	75827.00	75177.00	75738.00	1.21
GOLDMINI	5-Dec-24	75556.00	76301.00	75556.00	76259.00	1.26
SILVER	5-Dec-24	90592.00	91885.00	90526.00	91690.00	1.53
SILVER	5-Mar-25	93260.00	94250.00	92954.00	94077.00	1.38
SILVERMINI	29-Nov-24	90399.00	91740.00	90399.00	91550.00	-2.22
SILVERMINI	28-Feb-25	93055.00	94266.00	93024.00	94102.00	-0.78

OPEN INTEREST SNAPSHOT

Commodity	Expiry	% Change	% Oi Change	Oi Status
MCXBULLDEX	25-Oct-24	1.07	11.48	Fresh Buying
MCXBULLDEX	26-Nov-24	0.27	-50.00	Short Covering
GOLD	5-Dec-24	1.34	3.39	Fresh Buying
GOLD	5-Feb-25	1.31	16.41	Fresh Buying
GOLDMINI	31-Oct-24	1.21	-10.51	Short Covering
GOLDMINI	5-Dec-24	1.26	-0.38	Short Covering
SILVER	5-Dec-24	1.53	-4.22	Short Covering
SILVER	5-Mar-25	1.38	2.92	Fresh Buying
SILVERMINI	29-Nov-24	1.48	-2.22	Short Covering
SILVERMINI	28-Feb-25	1.43	-0.78	Short Covering

INTERNATIONAL BULLION SNAPSHOT

Commodity	Open	High	Low	Close	% Change
Gold \$	2649.94	2652.55	2646.98	2648.19	-0.38
Silver \$	31.08	31.25	30.95	31.18	-1.39

RATIOS

Ratio	Price	Ratio	Price	Ratio	Price
Gold / Silver Ratio	83.22	Silver / Crudeoil Ratio	14.41	Gold / Copper Ratio	90.83
Gold / Crudeoil Ratio	11.99	Silver / Copper Ratio	109.14	Crudeoil / Copper Ratio	7.58

Important levels for Jewellery/Bullion Dealers



Booking Price for Sellers	Booking Price for Buyers
76617.00	75997.00
76827.00	75787.00



Booking Price for Sellers	Booking Price for Buyers
92410.00	90970.00
93170.00	90210.00



Booking Price for Sellers	Booking Price for Buyers
84.27	83.91
84.49	83.69



Booking Price for Sellers	Booking Price for Buyers
2658.60	2633.30
2671.50	2620.40



Booking Price for Sellers	Booking Price for Buyers
31.50	30.68
31.81	30.37

Click here for download Kedia Advisory **Special Research Reports**



Technical Snapshot

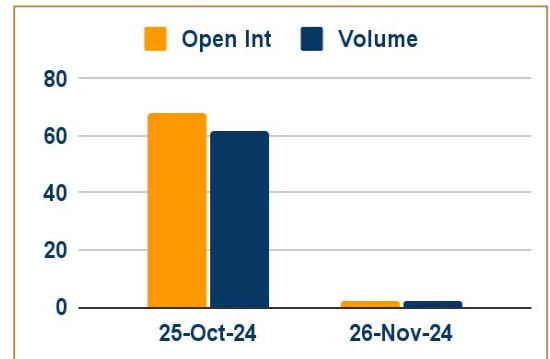


SELL GOLD DEC @ 76450 SL 76650 TGT 76200-76000. MCX

Observations

- Gold trading range for the day is 75415-76795.
- Gold gains after the release of the latest data on U.S. producer prices.
- U.S. dollar pulled back from two-month highs on heightened expectations for a Fed rate cut in November.
- U.S. consumer prices rose slightly more than expected in September, but the annual increase in inflation was the smallest in more than 3-1/2 years
- Physical gold dealers in India charged premiums for the first time in two months.

OI & Volume



Spread

GOLD FEB-DEC	468.00
GOLDMINI DEC-OCT	521.00

Trading Levels

Commodity	Expiry	Close	R2	R1	PP	S1	S2
GOLD	5-Dec-24	76307.00	76795.00	76550.00	76105.00	75860.00	75415.00
GOLD	5-Feb-25	76775.00	77250.00	77010.00	76595.00	76355.00	75940.00
GOLDMINI	31-Oct-24	75738.00	76230.00	75985.00	75580.00	75335.00	74930.00
GOLDMINI	5-Dec-24	76259.00	76785.00	76525.00	76040.00	75780.00	75295.00
Gold \$		2648.19	2654.57	2651.02	2649.00	2645.45	2643.43

Technical Snapshot



SELL SILVER DEC @ 92000 SL 92600 TGT 91300-90800. MCX

Observations

Silver trading range for the day is 90005-92725.

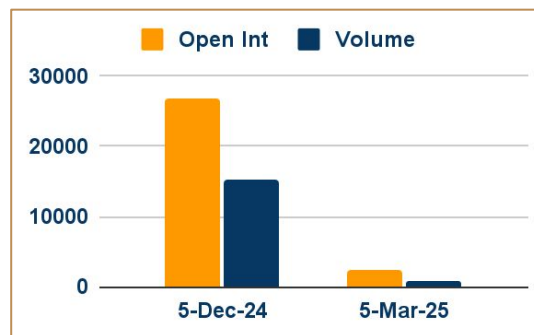
Silver prices rallied after the Michigan Consumer Sentiment data shows a dip in sentiment

The dollar slipped after data showed a surge in initial jobless claims last week.

The CME FedWatch tool, shows markets currently see an 84.4% chance of a 25-basis-point rate reduction in November

Fed's Bostic said that he would be "totally comfortable" skipping an interest-rate cut at the next Fed meeting if economic data warrants it.

OI & Volume



Spread

SILVER MAR-DEC	2387.00
SILVERMINI FEB-NOV	2552.00

Trading Levels

Commodity	Expiry	Close	R2	R1	PP	S1	S2
SILVER	5-Dec-24	91690.00	92725.00	92205.00	91365.00	90845.00	90005.00
SILVER	5-Mar-25	94077.00	95055.00	94565.00	93760.00	93270.00	92465.00
SILVERMINI	29-Nov-24	91550.00	92570.00	92060.00	91230.00	90720.00	89890.00
SILVERMINI	28-Feb-25	94102.00	95035.00	94565.00	93795.00	93325.00	92555.00
Silver \$		31.18	31.43	31.31	31.13	31.01	30.83

Gold gains after the release of the latest data on U.S. producer prices on, as the U.S. dollar pulled back from two-month highs on heightened expectations for a Federal Reserve rate cut in November. U.S. producer prices were unchanged in September, pointing to a still-favorable inflation outlook and supporting views that the Fed would cut interest rates again next month. Physical gold dealers in India charged premiums for the first time in two months as the upcoming festival season attracted some jewellery buying, while weak consumer sentiment dampened demand in China post-holidays.

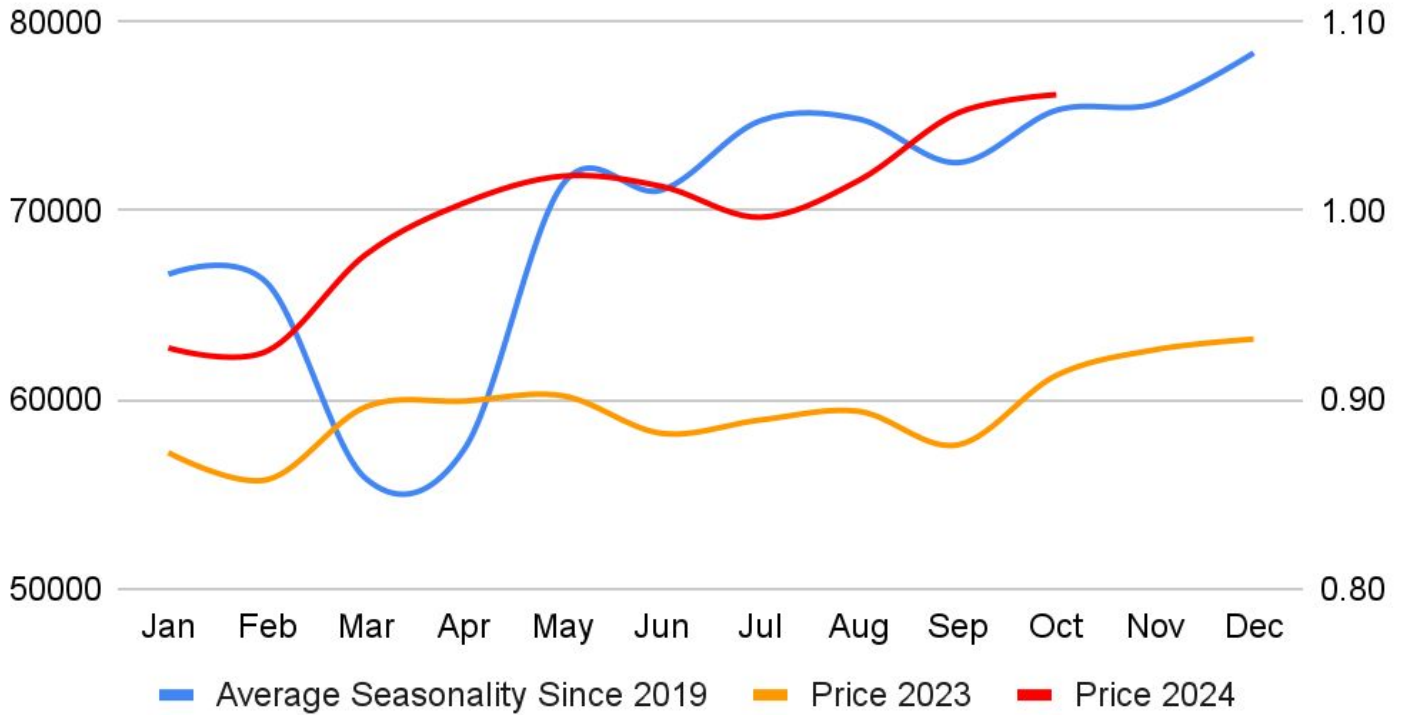
India prices at premium after two months as festive season draws buyers - Physical gold dealers in India charged premiums for the first time in two months as the upcoming festival season attracted some jewellery buying, while weak consumer sentiment dampened demand in China post-holidays. Indian dealers charged a premium of up to \$3 an ounce over official domestic prices, up from the last week's discount of \$21. Dealers in India charged premiums last time for the week end Aug. 9, but these have since decreased in response to a record surge in spot gold prices. A rebound in gold prices to a record peak has dashed the Indian bullion industry's expectations of a lucrative festival season after their hopes were boosted by a deep cut in import duty two months ago. Meanwhile, dealers in top gold consumer China offered the metal at discounts of \$15 to \$31 to international spot prices but retail shops did not see much interest after returning from the Golden Week holidays. In Hong Kong, gold prices fluctuated between a \$2 discount and a \$1.50 premium, reflecting a slight change from the previous week. Dealers in Singapore sold gold at between par to \$2.20 premium, and in Japan between a \$0.25 discount to a \$0.5 premium.

China's August net gold imports via HK lowest in over 2 years - China's monthly net gold imports via Hong Kong dropped 76% to their lowest level in more than two years in August, data showed, as a record price rally curbed appetite in the world's top bullion consumer. China imported a net 6.245 metric tons in August, down from 25.659 tons in July, Hong Kong Census and Statistics Department data showed. Imports were at their lowest level since April 2022. Total gold imports via Hong Kong were down 48% at 16.377 metric tons last month.

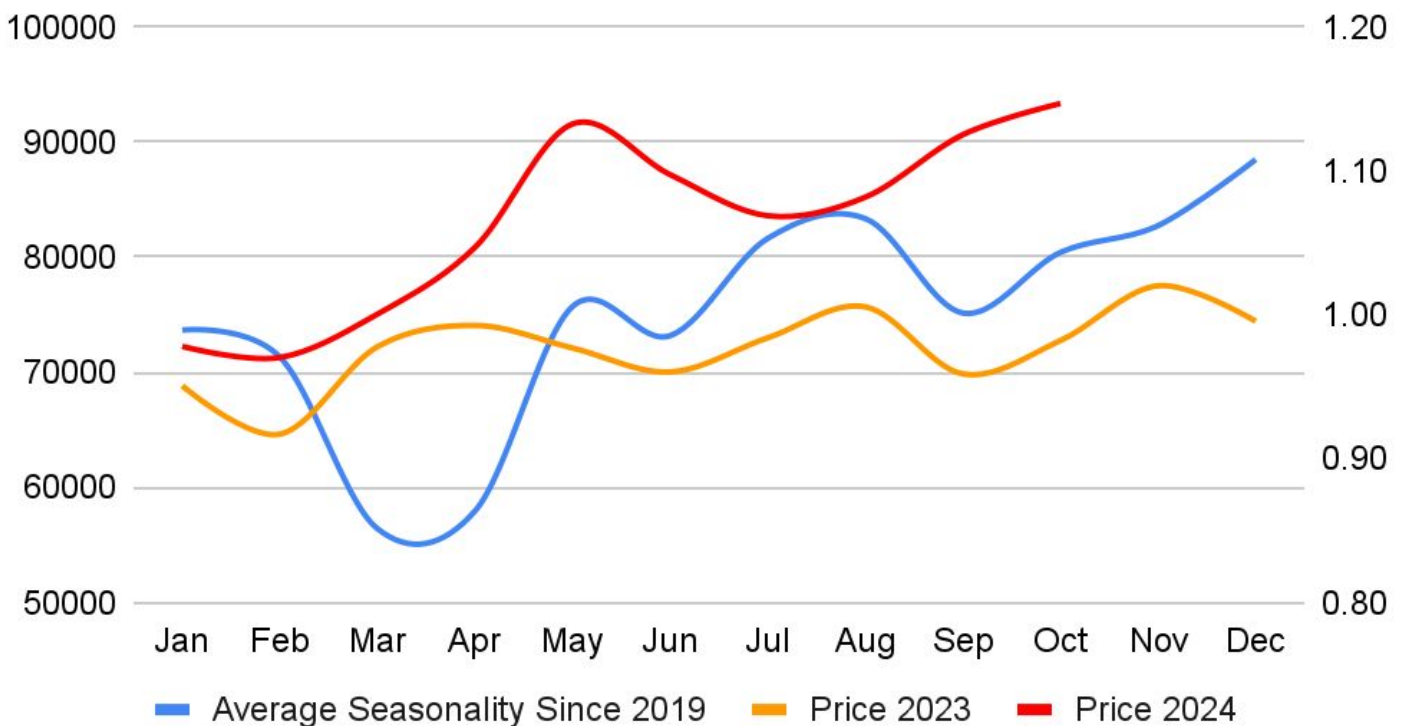
Swiss August gold exports show no supplies to China, for first time in 3 – 1/2 years - China, the world's largest gold consumer, refrained from gold imports from Switzerland in August, for the first time since January 2021, customs data from the world's biggest bullion refining and transit hub showed. The supplies from Switzerland to China completely dried up in August, after a steady decline in June-July, as rising spot gold prices kept Asian retail buyers at bay. In the absence of shipments to China, and despite higher deliveries to India, Swiss August total gold exports fell to the lowest since June. In India, demand received a boost from July's reduction of the state gold import tax to the lowest in 11 years.

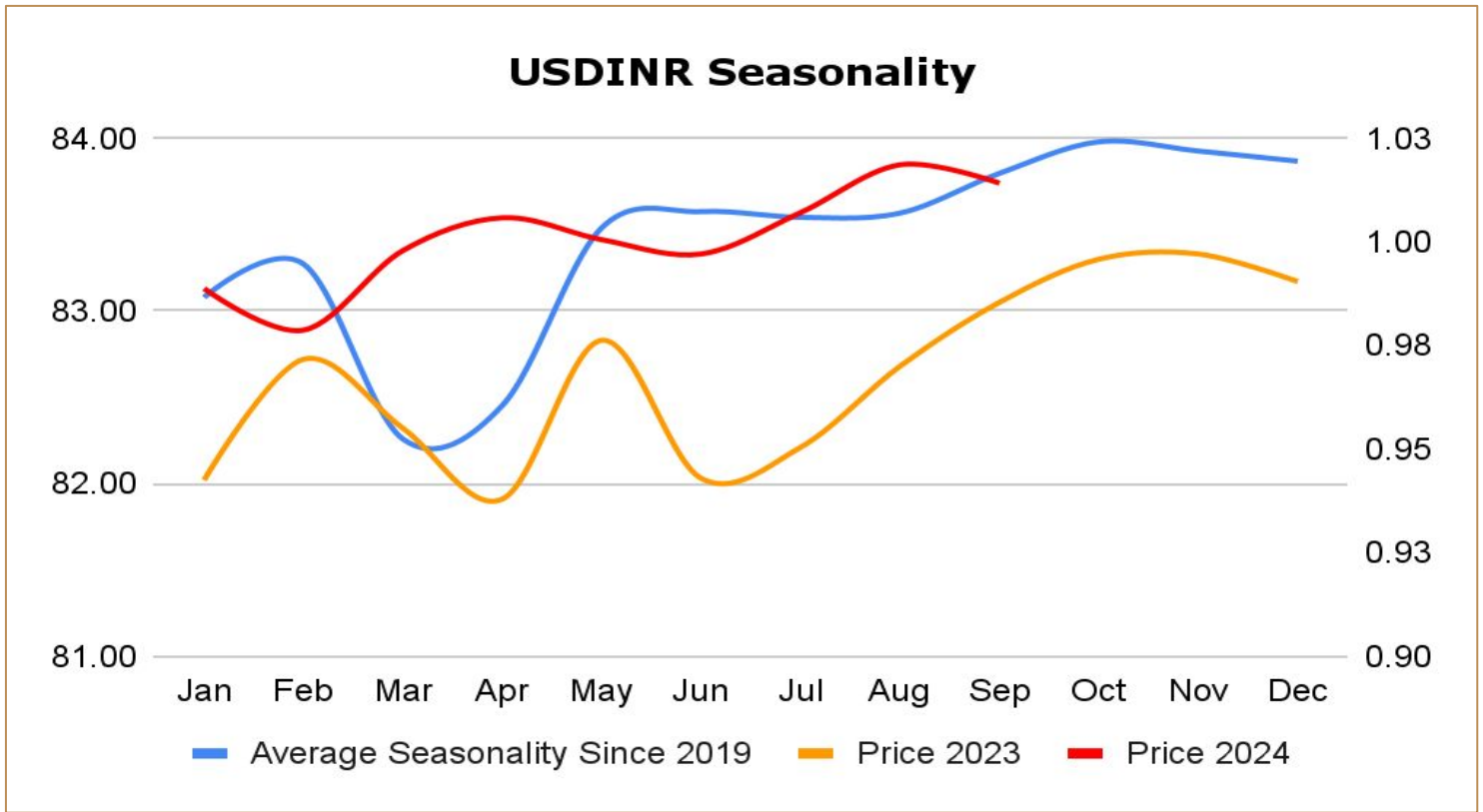
China's gold demand expected to rebound as economic jitters spur buying - Gold demand in China is expected to improve in coming months as consumers adjust to higher prices, industry officials said, with economic uncertainty and concerns about currency weakness driving investment flows. A revival of demand in the world's top consumer of the precious metal could further support the rally in global gold prices, which hit a record high last week. In July, they stayed on the sidelines, but recently, investment demand has picked up again. Discounts are narrowing as demand improves. The rise has been fuelled by a number of factors, including the prospect of interest rate cuts in the United States, global geopolitical tension and increased buying by investors. However, new quotas issued to several Chinese banks in August are intended to help regulate the flow of bullion into the country.

Gold Seasonality



Silver Seasonality





Weekly Economic Data

Date	Curr.	Data
Oct 14	EUR	German WPI m/m
Oct 15	USD	FOMC Member Waller Speaks
Oct 15	EUR	French Final CPI m/m
Oct 15	EUR	German ZEW Economic Sentiment
Oct 15	EUR	Industrial Production m/m
Oct 15	EUR	ZEW Economic Sentiment
Oct 15	USD	Empire State Manufacturing Index
Oct 15	USD	FOMC Member Daly Speaks
Oct 16	USD	Import Prices m/m
Oct 17	EUR	Final Core CPI y/y
Oct 17	EUR	Final CPI y/y
Oct 17	EUR	Italian Trade Balance
Oct 17	EUR	Trade Balance

Date	Curr.	Data
Oct 17	USD	Core Retail Sales m/m
Oct 17	USD	Retail Sales m/m
Oct 17	USD	Unemployment Claims
Oct 17	USD	Philly Fed Manufacturing Index
Oct 17	EUR	ECB Press Conference
Oct 17	USD	Capacity Utilization Rate
Oct 17	USD	Industrial Production m/m
Oct 17	USD	Business Inventories m/m
Oct 17	USD	NAHB Housing Market Index
Oct 17	USD	Natural Gas Storage
Oct 17	USD	Crude Oil Inventories
Oct 18	USD	TIC Long-Term Purchases
Oct 18	EUR	Current Account



DISCLAIMER

KEDIA ADVISORY

This Report is prepared and distributed by Kedia Stocks & Commodities Research Pvt Ltd. Our SEBI REGISTRATION NUMBER - INH000006156. for information purposes only. The recommendations, if any, made herein are expressions of views and/or opinions and should not be deemed or construed to be neither advice for the purpose of purchase or sale through KSCRPL nor any solicitation or offering of any investment /trading opportunity. These information/opinions/ views are not meant to serve as a professional investment guide for the readers. No action is solicited based upon the information provided herein. Recipients of this Report should rely on information/data arising out of their own investigations. Readers are advised to seek independent professional advice and arrive at an informed trading/investment decision before executing any trades or making any investments. This Report has been prepared on the basis of publicly available information, internally developed data and other sources believed by KSCRPL to be reliable. KSCRPL or its directors, employees, affiliates or representatives do not assume any responsibility for or warrant the accuracy, completeness, adequacy and reliability of such information/opinions/ views. While due care has been taken to ensure that the disclosures and opinions given are fair and reasonable, none of the directors, employees, affiliates or representatives of KSCRPL shall be liable for any direct, indirect, special, incidental, consequential, punitive or exemplary damages, including lost profits arising in any way whatsoever from the information/opinions/views contained in this Report. The possession, circulation and/or distribution of this Report may be restricted or regulated in certain jurisdictions by appropriate laws. No action has been or will be taken by KSCRPL in any jurisdiction (other than India), where any action for such purpose (s) is required. Accordingly, this Report shall not be possessed, circulated and/ or distributed in any such country or jurisdiction unless such action is in compliance with all applicable laws and regulations of such country or jurisdiction. KSCRPL requires such a recipient to inform himself about and to observe any restrictions at his own expense, without any liability to KSCRPL. Any dispute arising out of this Report shall be subject to the exclusive jurisdiction of the Courts in India.

KEDIA ADVISORY

KEDIA STOCKS & COMMODITIES RESEARCH PVT LTD

Mumbai, India

SEBI REGISTRATION NUMBER - INH000006156

For more details, please contact: +91 93234 06035 / 96195 51022

Email: info@kediaadvisory.com

Regd.Off.: 1, 2, 3 & 4, 1st Floor, Tulip Bldg, Flower Valley Complex, Khadakpada Circle,
Kalyan-(W), Mumbai-421301